

Get booked and paid easily, from any device.

How to receive payments online for appointments.



Table of Contents.

Accept bookings and payments 24/7 with Setmore.

03—The future of appointment transactions

04—Get paid for appointments in advance

05—Take payments for remote services

08—In-store mobile payments just got easier

10—Gain an edge over the competition

11—Keep up-to-date financial records

13—Turn your online traffic into paying customers

17—Revolutionizing men's grooming

19—Building deeper client relationships

21—Finding the right payment gateway for your business

23—Resources to set up online payments

The future of appointment transactions.



More than half of the US is now using some form of contactless payment ([Mastercard survey](#)), and 75% of global customers carry out purchases on their mobile phones (Oberlo).

As the number of internet users grows and more services go online, consumers expect booking platforms to offer multiple payment options. According to BBVA, **cash usage has been in decline for the past 30 years** thanks to the introduction of debit cards and mobile banking. This shift towards cashless transactions has been accelerated even further by the Covid-19 pandemic, which has forced consumers online.

For both product and service businesses, it has become increasingly important to **accept payments online** in order to secure customers and reach a wider audience. Find out how online booking and payment software can help you cater to changing demands and take your business to the next level.

Ready to get booked and paid online?

Start FREE

Get paid for appointments in advance.

Setting up an online payment gateway takes time-consuming administrative tasks off your hands. You can save yourself the hassle of manually issuing receipts or chasing late payments. Request prepayment for appointments prior to confirming, just as you would in-person.

How to receive payments online for free

By integrating your [Booking Page](#) with an online payment platform, your customers can quickly use their credit or debit cards to reserve spots on your calendar. It's convenient for both you and your client, plus, clients are more likely to attend appointments when they've already paid. So long, no-shows!

Are you on a Setmore Free plan? Connect your account with [Square](#) to process card transactions from your calendar or Booking Page. Premium or Pro customers can also opt to integrate with [Stripe](#) and [Paypal](#).

Read our step-by-step support article on [how to accept credit card payments online](#).

Explore how to set up the [Square](#), [Stripe](#) and [Paypal](#) integrations.

How to accept payments online for a remote service.

Does your business offer [virtual consultations, classes or webinars](#)? If so, enable advance payments for sessions so all you have to do is show up!

With Setmore, your attendees can self-schedule and purchase a spot at your event without the back and forth emails. You're notified as soon as a booking is confirmed, giving you full visibility on the number of people attending. Your customers are also sent a digital receipt plus [automatic email confirmations and reminders](#).

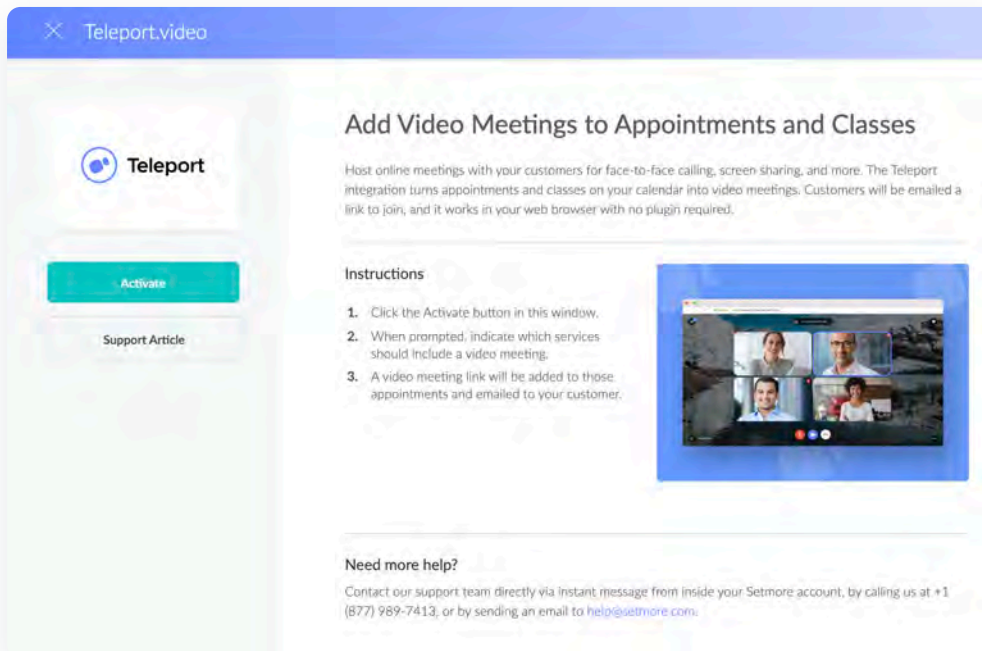


Your customers [can pay ahead of time for video services](#), just as they would an in-person appointment.

How to activate free Teleport video meetings.



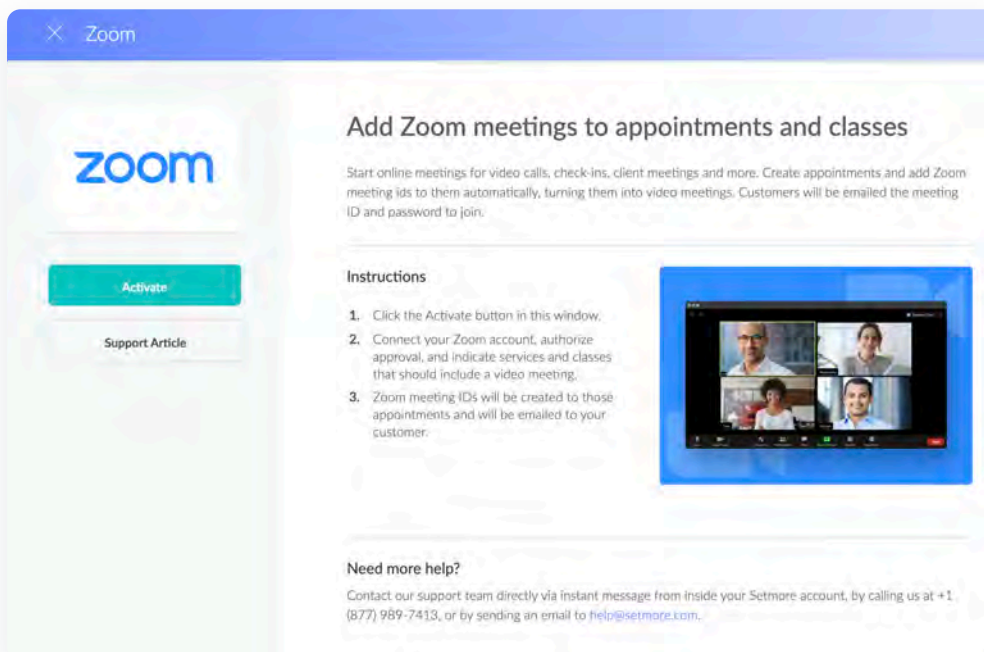
1. Log in or [sign up for your FREE Setmore account](#).
2. Head to 'Apps & Integrations' and select 'Teleport'.
3. Click the 'Activate' button and choose which of your services should be video-enabled.
4. A Teleport video meeting link will be sent in booking confirmations whenever a video-enabled appointment is booked.



Setting up Zoom virtual events.



1. In Setmore, head to 'Apps & Integrations' and select 'Zoom'.
2. Enter your Zoom login details and click 'Sign In'.
3. Choose 'Assign Zoom User' next to your chosen Setmore staff profile.
4. Pick which of your services or classes should be video-enabled and click 'Finish'. A Zoom meeting link will be created each time a video-enabled appointment is booked.



Need more details? Here are our step-by-step guides on how to set up [Zoom](#) or [Teleport](#)-enabled appointments.

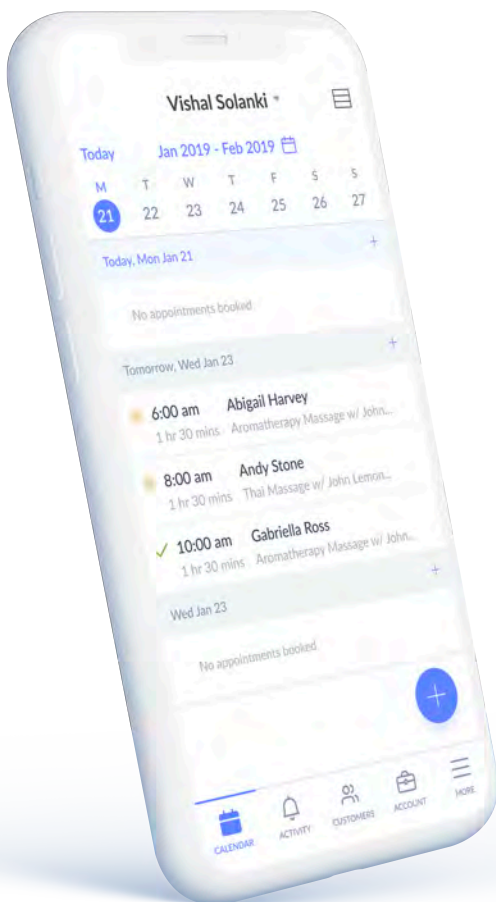
In-store mobile payments just got easier.

Imagine the frustration of motivated customers when they hear “cash only” at checkout. If you run a mobile business, it might be the fastest way to lose potential clients.

In this new decade, there are new rules. Many consumers prefer not to carry cash and expect to have a choice of payment options. Don't miss out at the point of sale after you've attracted a prospect.

Mobile credit card readers allow you to process transactions directly from your [Android](#) or [iOS](#) device. Take card payments on-the-move, at your trade stall, event or brick and mortar premises.

[Learn how to accept credit card payments on your mobile phone with Square >](#)



Download the Setmore mobile app for iOS or Android.



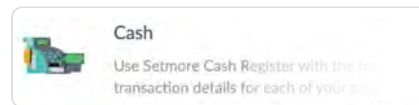
Free online cash register.

Activate [Setmore Cash Register](#) to track and manage your business' cash transactions. It takes less than three minutes to switch on. Log cash payments and generate receipts from your smartphone or desktop.

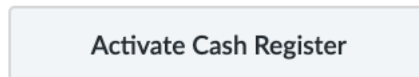
1. Log into your Setmore account or [sign up to start](#).
2. Head to > **Settings** > **Payments**.



3. Under 'Payment settings' select 'Cash Register'.



4. Click 'Activate Cash Register' and you're sorted.



For further information, read our guide to setting up an additional mobile app payment gateway with [Setmore Cash Register](#).

Gain an edge over your competition.

The digital age has revolutionized the way we do business. Gone are the days you were tied to your desk or restricted by timezone. The power of **automation** takes the limits off where you do business.

Land more bookings and [manage your business calendar](#) from Anywhere with all-in-one online booking and payment software. By empowering clients to self-schedule and pay for your services online, you **open your business up to a global client base**.

Leave Setmore to take bookings around-the-clock and let details land in your calendar automatically. Your Booking Page can be customized for customers around the world. Showcase your availability in your visitors' [local timezone](#), show fees in [different currencies](#), and display your Booking Page in [multiple languages](#) - all for free.

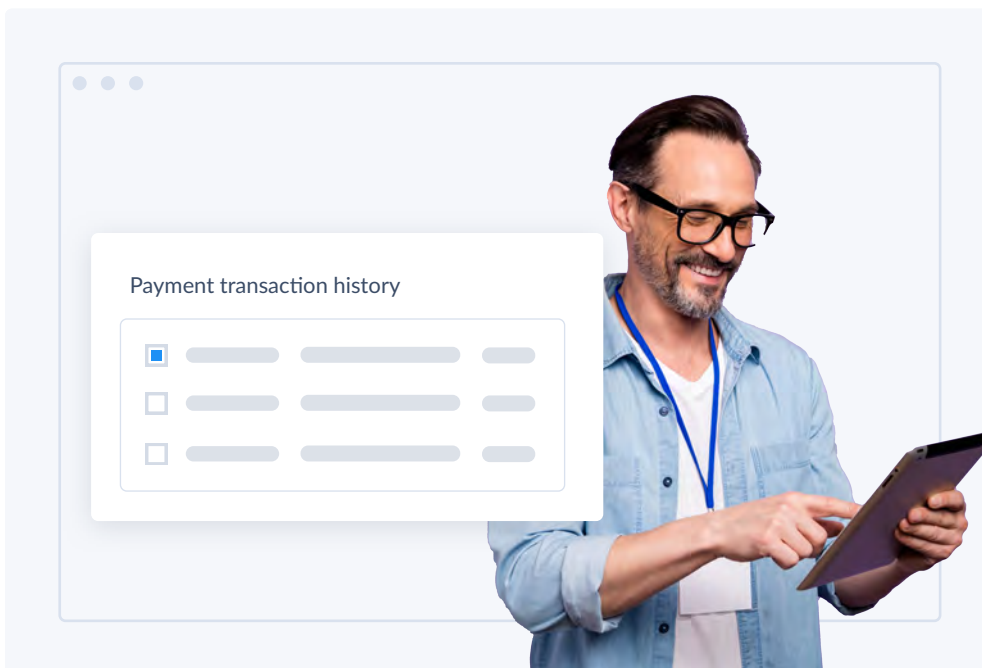


Keep up-to-date financial records.

An online payment gateway lets you **store and centralize your transaction information** so it's easier to track your revenue.

Put an end to tracking unpaid invoices or finding a home for your paper receipts. Customer payment details are instantly recorded in Setmore, so you have access to a **real-time view of your cash flow**.

[Learn how to track payment history in your Setmore account >](#)



Automate your bookkeeping by connecting your online booking system with leading accounting software. The [QuickBooks](#) and [Xero](#) integrations enable you to accept online payments and automatically export details to your accounting system.

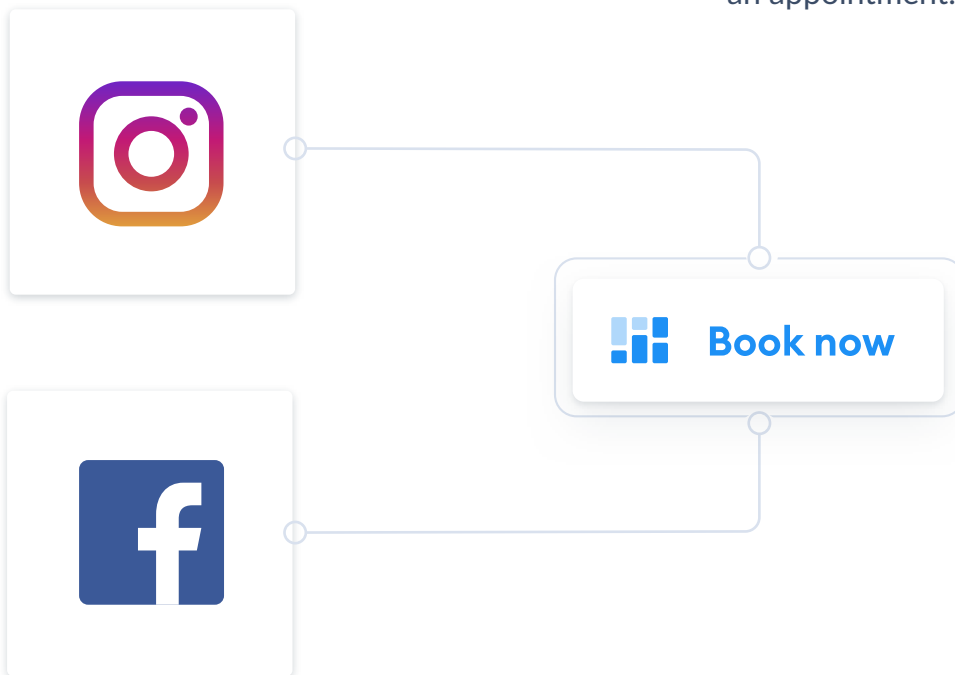
- Track every transaction for appointments, classes and events
- Centralize your customer and payment information
- Automatically sync payment details for any booking
- Reduce time spent on routine financial tasks
- Monitor your revenue from appointments
- Digitize your business' financial data and store back-ups

Ready to take the stress out of tax season? Record card payments in [QuickBooks](#) or [Xero](#) for free.

Turn online traffic into paying customers.

Adding a payment gateway to your online Booking Page instantly increases your chances of getting booked.

With the [Facebook](#) and [Instagram](#) integrations, your online visitors can schedule and pay for appointments directly through your social media. Simply add a 'Book Now' button to your business pages. With one tap, customers are directed to your Booking Page where they can confirm an appointment.



According to Facebook, Instagram currently has over 500 million active daily users. And, over 1 in 3 of customers find booking pages through social media ([Finances Online](#)).

Get discovered by new customers and collect likes, follows and new appointments. Connecting your business pages with your online booking and payment widget allows you to:

- Increase your online sales channels
- Display your full service menu and availability
- Showcase your services with photos and videos
- Let followers access your Booking Page without leaving their social apps
- Direct ad traffic to your Booking Page

Here's how to add a 'Book Now' button to your [Facebook](#) and [Instagram](#) business pages. Give new followers the chance to book your services right away, and turn scrolling into scheduling.



Payment gateway for website bookings.

A booking button can also be added to any number of pages on your business website. The free booking widget links directly to your Booking Page where you can showcase your services to a worldwide audience. Encourage online traffic to schedule and pay for your services right away, while they're most engaged.

2 billion

In 2020, over 2 billion people worldwide purchased goods online ([Statista](#)).

70%

of customers prefer to book online ([GetApp](#)).

94%

of respondents would be more likely to choose a new service provider if that provider offered online booking options ([LSA Insider](#))

40%

of online bookings are done after hours ([LSA Insider](#)).

Having a digital presence and knowing how to process online payments through your website can dramatically increase your bottom line.

Read more on how to add a free appointment booking system to your website. The booking widget from Setmore connects with [Shopify](#), [Wix](#), [WordPress](#), [Squarespace](#), [Weebly](#), [Joomla](#), [Muse](#), [Square Online](#) and more leading site builders.

Why you should add a payment system to your website.

- Link web visitors to your full online Booking Page or a specific service
- Choose whether your Booking Page opens in a pop-up window or new tab
- Become more competitive by offering a direct link for reservations
- Let visitors self-book appointments and cut the back-and-forth
- Grow your customer base by capitalizing on global traffic
- Gain behavioral data on your traffic with the [Setmore-Google Tag Manager](#) integration
- Connect [Google Analytics](#) with your Booking Page and use audience insights to inform your marketing efforts




Revolutionizing men's grooming.

Fais Shariff, the co-founder of [Haar Bros](#), a bespoke gentleman's grooming lounge in London, has used an online booking and payment process to create memorable experiences for his customers.

Unlike traditional barber shops, Haar Bros operates a self-scheduling and cashless payment model. iPads and Square payment terminals are available at every chair, empowering each client to tap and pay before they leave.

The business's digital approach has not only garnered glowing feedback from customers, it has allowed the business to centralize their transactions and run more efficiently.





” Contactless digital payments are 100% the way forward. I think the need for human interaction within a barbershop is going to be limited beyond your actual barbering experience,

says the co-founder on the future of barbering.


Read how Haar Bros uses booking and payment software from Setmore to [create a tech-led barbering business](#). By choosing a barbers appointment app to take care of the payments and paperwork, you get to spend more time on fresh fades.

Get started FREE

Building deeper client relationships.

According to Real Business, life coaching is now the second fastest growing industry in the world. With the digital boom, distance learning has become an accessible option for people who want to maximize their personal or professional potential.

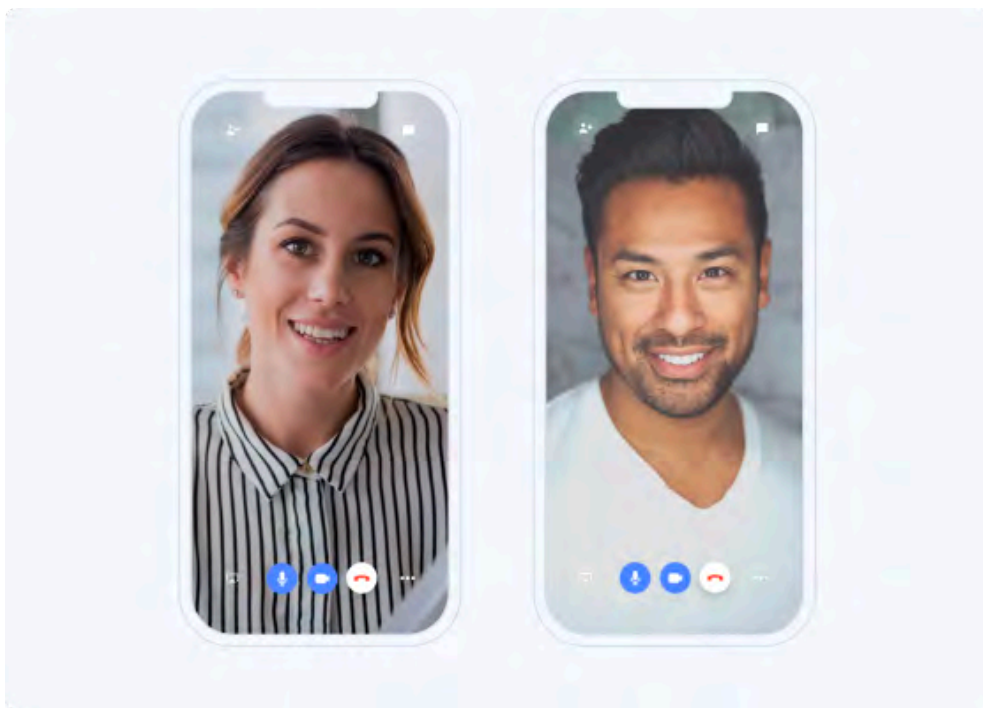
For leaders in the digital coaching space, **efficient appointment booking and payment software is crucial to securing clients** in a competitive market.



[Laura Gomez](#), a business coach and founder of the TDC Digital Agency, tells us giving clients an easy way to schedule is essential to standing out.

Like many coaches, Laura posts content promoting her services across multiple online platforms. By adding a payment system for her website, she empowers prospective clients to reserve seats at her workshops right away. Setmore's [Teleport video meeting integration](#) then gives her the power to host 1-click virtual events with her clients.


Are you a consultant or coach? Find out how [consultant scheduling software](#) can help you fill your calendar faster and take your services online.






←
Reach clients around
the world with Teleport

Finding the right online payment gateway for your business.

Your Setmore booking system connects with [Square](#), [Stripe](#) or [Paypal](#), allowing you to accept credit and debit card payments online. Empower your web visitors to schedule and pay for appointments anytime, Anywhere.



Comparing your options.

	 Square	 Stripe	 PayPal
Available on Setmore Free	✓	✗	✗
Available on Setmore Premium & Pro	✓	✓	✓
Take contactless payments	✓	✓	✓
Accept credit and debit card payments	✓	✓	✓
Processing fees	2.6% + 10¢ for contactless payments. Learn more about Square processing fees	2.9% + 30¢ Learn more about Stripe processing fees	2.9% + \$0.30¢ Learn more about PayPal processing fees
Generate digital receipts	✓	✓	✓
Take POS mobile payments	✓	✗	✗
Available on the Android app	✓	✓	✓
Available on the iOS app	✓	✓	✓
Integrates with accounting software	✓	✓	✓
Integrates with your website, Instagram and Facebook	✓	✓	✓

How to set up an online website that accepts payments.

Ready to receive payments online for your services? Sign up for your Setmore account to start. For further support on how to add a payment system to your website, social media and more, read our support guides:

- Learn how to receive payments online with [Square](#) and [Stripe](#).
- Explore website payment processing and more with [PayPal](#).
- Activate Booking Page payments to [get paid in advance](#) for appointments, classes and events - whether they're in-person or virtual.
- Accept and record cash payments with the Setmore Cash Register tool, available on both the [web](#) and [mobile](#) apps.
- Process card payments directly from your Android or iOS device with [Square mobile app payment processing](#).
- Automate your bookkeeping by exporting transaction details to [Xero](#) or [QuickBooks](#).
- Embed a 'Book Now' button on your [Instagram](#) and [Facebook](#) business pages to receive payments online through social media.

Create your Setmore account in seconds.

Start FREE

Deliver your magic.